

Nonstop

PHL


*MOVING FORWARD TOGETHER*

# After Security - The Secure Side of PHL





Version 1

# PHL *Access for All* program




This story is part of the *Access for All* program for people with disabilities at the Philadelphia International Airport (PHL). This program can be used to assist you when you are flying to or from PHL.

# When you leave Security, you will walk down long hallways to get to your gate.





The Airport will be bright, noisy, and may be crowded.



Warning: Loud noises!



# There is one hallway that connects all the terminals.





You can ask for a Hidden Disability Sunflower Lanyard from an information booth once you are past security.

---

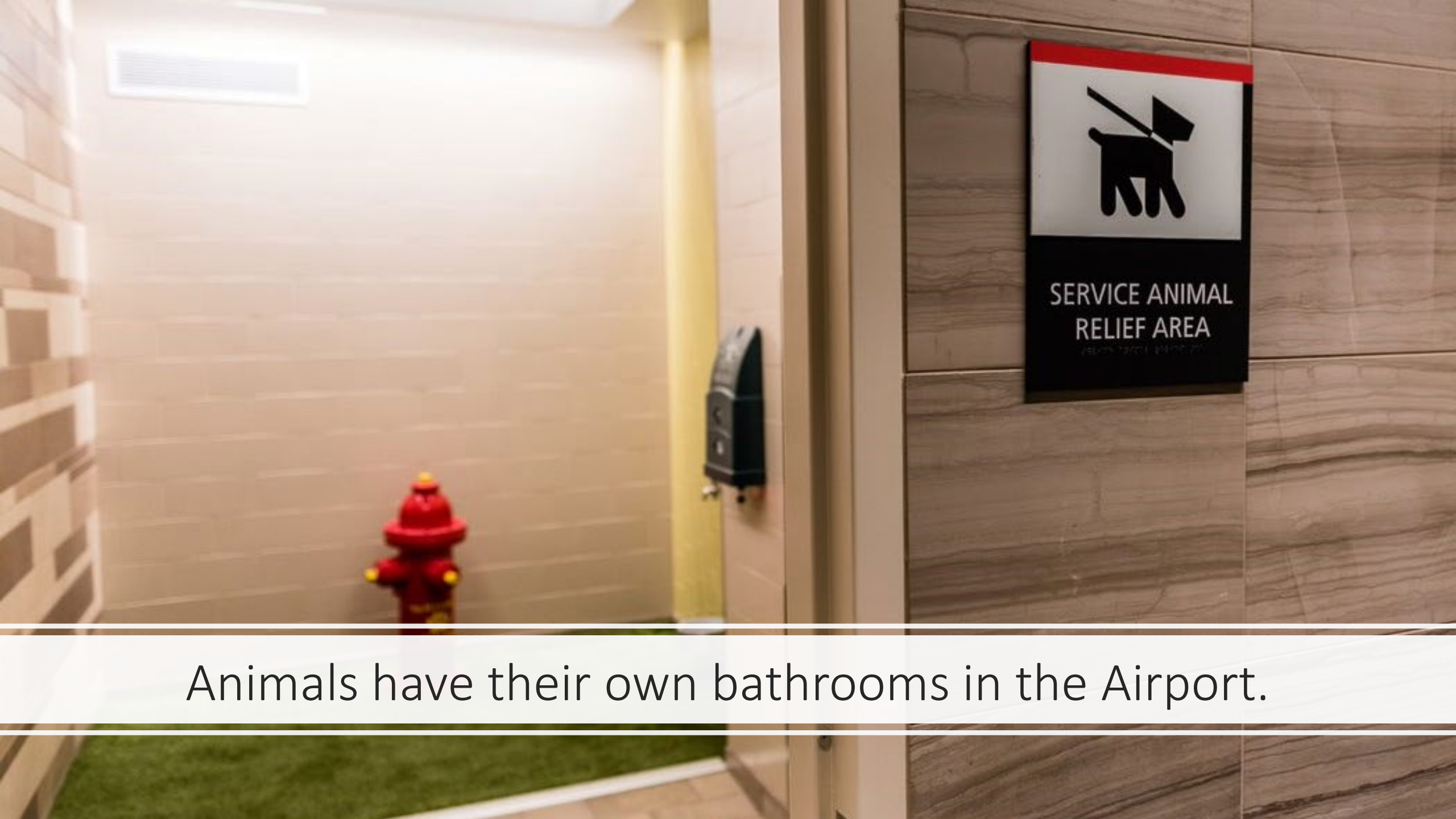


# You will find information booths in every Terminal.





There is a quiet room on the D/E Connector.





Animals have their own bathrooms in the Airport.


There are places where you can sit comfortably and charge your electronics.





There are many fun things to do in the Airport.

Want more info?



You can learn more about accessibility at  
PHL by visiting  
<https://www.phl.org/about/accessibility>

— Saron McKee

PHL Director of Access and Accessible Programs



# Thank you!



**Nonstop** PHL *MOVING FORWARD TOGETHER*