

# 2019 REGIONAL ECONOMIC IMPACT

of Philadelphia International Airport



# ECONOMIC IMPACT OF PHL

Philadelphia International Airport is a growing hub of economic activity and a major economic generator for the Philadelphia region.

**\$16.8 BILLION**  
economic impact

**106,800 JOBS**  
supported

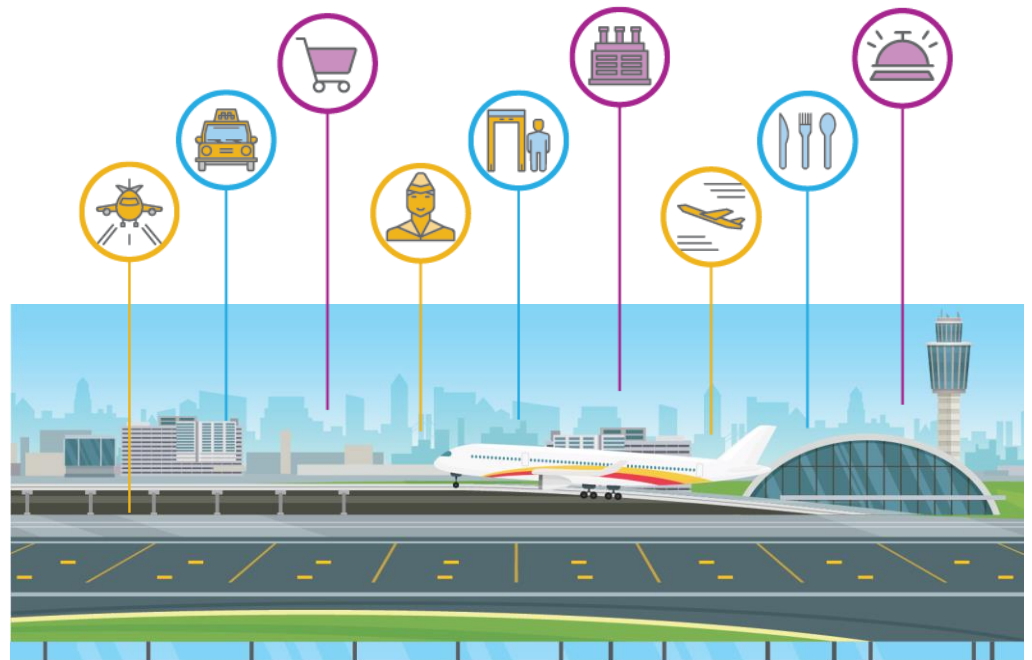
**\$5.4 BILLION**  
earnings

**9%** over 2017  
impact

Impacts represent the sum of annual direct and spillover impacts in the 11-county Philadelphia region from Philadelphia International Airport (PHL) and Northeast Philadelphia Airport (PNE). Earnings include both wages and benefits.

# TIERS OF ECONOMIC BENEFIT

The economic benefits from the airport begin with flight activity (Tier 1) and radiate outward to include on-site or nearby airport-related operations (Tier 2) and region-wide benefits to residents and businesses (Tier 3).



**Tier 1**

**Aviation Operations**

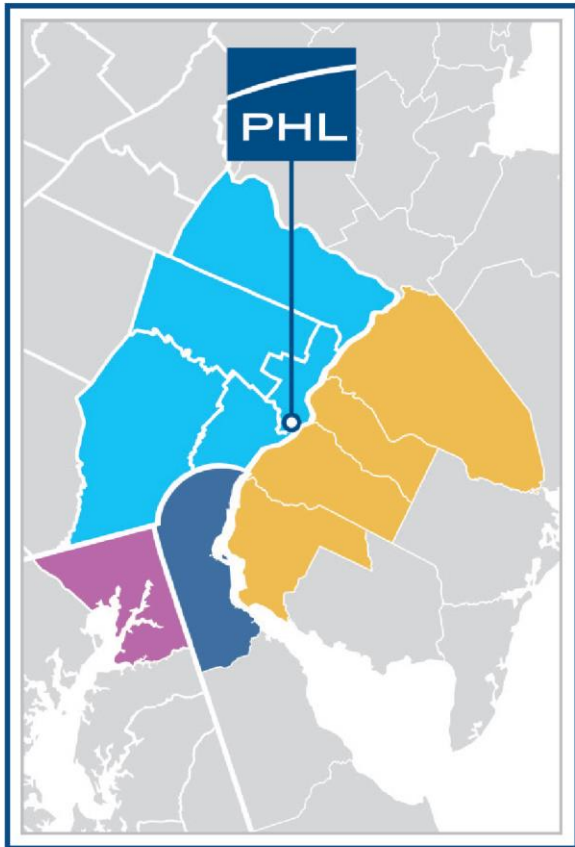
**Tier 2**

**Airport-Related Operations**

**Tier 3**

**Regional Businesses & Residents**

# IMPACT ACROSS THE REGION



Economic effects of airport activity are felt in every county and state in the region.

Geography	Economic Output (\$M)	Total Employment (Jobs)
<b>Pennsylvania</b>	<b>\$14.94B</b>	<b>91,700 Jobs</b>
Bucks County	\$505	3,800
Chester County	\$515	3,900
Delaware County	\$4,095	25,500
Montgomery County	\$1,000	7,400
Philadelphia County	\$8,825	51,100
<b>New Jersey</b>	<b>\$1.10B</b>	<b>9,000 Jobs</b>
Burlington County	\$415	3,300
Camden County	\$425	3,500
Gloucester County	\$225	1,900
Salem County	\$35	300
<b>Delaware</b>	<b>\$665M</b>	<b>5,400 Jobs</b>
New Castle County	\$665	5,400
<b>Maryland</b>	<b>\$70M</b>	<b>700 Jobs</b>
Cecil County	\$70	700

# IMPACT ON STATE AND LOCAL REVENUE



**THE AIRPORT IS SELF-SUSTAINING  
AND REVENUE GENERATING**

The airport is owned and operated by the City of Philadelphia's Division of Aviation. The airport is financially self-sustaining and receives no local tax dollars. Further, the economic activity it generates occurs largely within the private sector and supplies significant tax revenues to state and local government each year.

**PENNSYLVANIA**

**\$232M**

**NEW JERSEY**

**\$22M**

**DELAWARE**

**\$18M**

**MARYLAND**

**\$1M**

**PHILADELPHIA**

**\$123M**

**TOTAL**

**\$396M**

# TIER 1: AVIATION OPERATIONS

*Tier 1 impacts come from the operations and capital investments of the airport and its airline tenants.*

**\$7.4**

**BILLION**  
economic impact

**30,700**

**JOBS**  
supported

**\$1.9**

**BILLION**  
earnings

## AIRLINE ACTIVITY

**31.7**

**total passengers served**  
(Inbound & outbound) 2018

**25**

**airlines serve PHL**  
including all major  
domestic carriers

**141**

**non-stop destinations**  
domestic & international  
(as of mid-2019)

# TIER 1: AVIATION OPERATIONS

## CAPITAL DEVELOPMENT PLAN



*PHL's recently completed extensive runway-lengthening program has enabled new and improved operations.*



**\$2.5B**

total authorized spending

---

**\$846M**

recently completed  
projects and land  
acquisition

## TIER 2: AIRPORT-RELATED OPERATIONS

*Tier 2 impacts come from industries at or near the airport providing support services or benefiting from the logistical advantages of the facility.*

**\$5.4**

**BILLION**

economic impact

**38,000**

**JOBS**

supported

**\$2.1**

**BILLION**

earnings

### SERVING PASSENGER DEMAND

A range of industries supply supporting services to the airport's more than 86,800 daily passengers.



## TIER 2: AIRPORT-RELATED OPERATIONS

### FACILITY AIRSPACE BENEFITS

Other industries benefit from the airspace and logistical advantages of the airport facility.

**555,000 Tons**

**cargo, freight and mail**

2018 (up 20% over 2017)



PHL acquired an adjacent 135-acre tract of land in 2018 and began planning efforts to incorporate the property into the airfield infrastructure to support further air cargo development.

## TIER 3: REGIONAL BUSINESSES AND RESIDENTS

*Tier 3 impacts come from the broad regional implications of air service for residents and businesses, including leisure and business travel and quality-of-life benefits.*

**\$4.0**

**BILLION**  
economic impact

**38,100**

**JOBS**  
supported

**\$1.4**

**BILLION**  
earnings

# TIER 3: REGIONAL BUSINESSES AND RESIDENTS

## TOURISM ACTIVITY

The airport's air service is essential to bringing visitors (and their spending) into the region. Leisure and business travelers enter the region through PHL from around the country and the world and support local businesses across a range of sectors.

**\$2.9B**

Annual regional  
tourism spending  
attributable to the  
airport



**LODGING**



**FOOD & BEVERAGE**



**RETAIL**



**RECREATION**

## TIER 3: REGIONAL BUSINESSES AND RESIDENTS

### RESIDENT BENEFITS

Air service also provides quality-of-life benefits for residents, enabling connections for inbound visitors or outbound trips. PHL's central location in the region means that it saves residents travel time and travel cost relative to alternative airports.



**215M**

**MILES SAVED**

annual travel  
distance savings



**3.2M**

**HOURS SAVED**

annual travel  
time savings



**127M**

**SAVED**

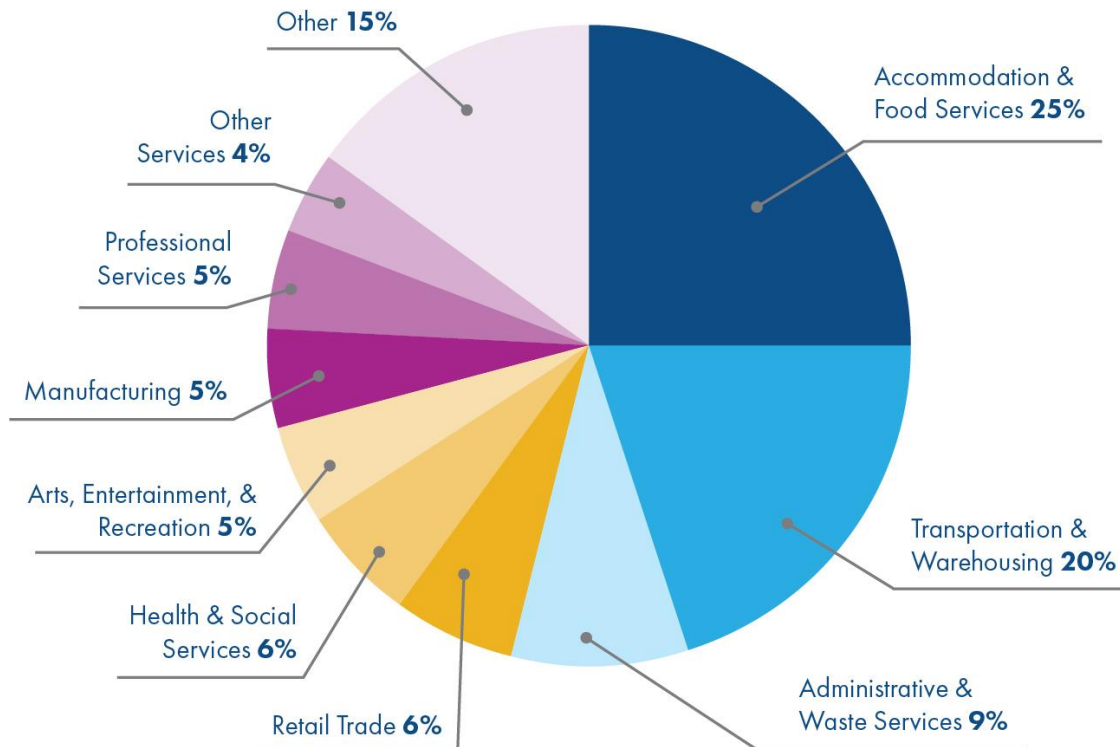
annual travel  
cost savings

*In addition to these quantifiable benefits, PHL enhances the overall economic competitiveness and growth of the region by providing access to new markets, enabling the efficient movement of goods and building the region's attractiveness and quality of life.*

# SHARED ECONOMIC OPPORTUNITY

*The breadth of regional economic activity associated with the airport helps to ensure that economic impacts are broadly shared across the region.*

## EMPLOYMENT IMPACT



Due to the wide range of activity on and around the airport and throughout the regional supply chain, the 106,800 annual jobs supported by airport activity fall across a wide range of sectors and are accessible to a range of skill levels.

# FAST FACTS

## FACILITIES

**PHL**

**Philadelphia International Airport**

7 miles southwest of Center City Philadelphia

**PNE**

**Northeast Philadelphia Airport**

10 miles northeast of Center City Philadelphia

## ACTIVITY

**31.7M**

total passengers  
2018

**380,000**

plane movements  
2018

**500,000 Tons**

cargo, freight & mail  
2018

## IMPACT

**\$16.8B**

economic impact

**106,800**

jobs supported

**\$5.4B**

earnings

## ABOUT PHL

Philadelphia's airport system (PHL and PNE) is owned and operated by the City of Philadelphia's Division of Aviation. The airport is financially self-sustaining and receives no local tax dollars.

## ABOUT ECONCONSULT SOLUTIONS, INC.

This economic impact report is produced by Econsult Solutions, Inc. (ESI), a leading provider of economic analysis for business and policymakers.

*Source:* **ESI** ECONCONSULT  
SOLUTIONS INC.

*For the full report, please visit: [economicimpact.phl.org](http://economicimpact.phl.org)*