



GAINING ALTITUDE



PHILADELPHIA INTERNATIONAL AIRPORT
NORTHEAST PHILADELPHIA AIRPORT

2019 ANNUAL REPORT



WE PROUDLY CONNECT PHILADELPHIA WITH THE WORLD.

Philadelphia International Airport (PHL), the only major airport in the nation's eighth-largest metropolitan area, is a large hub airport serving more than 33 million passengers annually. Twenty-nine airlines, including all major domestic carriers, offer nearly 500 daily departures to 139 nonstop destinations worldwide. Located seven miles from downtown Philadelphia, the Airport is easily accessible and convenient to many tourist sites, business centers and cultural hubs. The Airport is self-sustaining and uses no local tax dollars. PHL is one of the largest economic engines in the region, generating \$16.8 billion to the economy and accounting for 106,000 full-time jobs annually. Northeast Philadelphia Airport (PNE) is Pennsylvania's sixth-busiest airport, providing "on-call" U.S. Customs, Immigrations and United States Department of Agriculture services to corporate domestic and international travel. Situated on 1,150 acres in the northeast part of the City of Philadelphia, PNE averages 146 based aircraft dominated by single-engine and multi-engine aircraft, jets and helicopters. Two fixed-based operators, Atlantic Aviation and North Philadelphia Jet Center (NORPAC), offer a variety of services to private and corporate-owned aircraft.

OUR VISION

To be a world-class global gateway of choice.

OUR STRATEGY

- Transform the customer experience
- Optimize PHL/PNE's infrastructure
- Build for the future

OUR VALUES

- | | |
|---------------------|--|
| PEOPLE FIRST | Our employees, stakeholders and passengers |
| RESPECT | To ourselves, our customers and our environment |
| INTEGRITY | We hold ourselves responsible for what we do, say and think |
| DIVERSITY | We are purposefully inclusive and accepting of all |
| EXCELLENCE | We hold ourselves to the highest standards of service and innovation |



Leadership Message	04	Concessions	16
PHL PNE Leadership	06	Amenities	18
PHL by the Numbers.....	08	Capital Development Program	20
Nonstop Destinations	10	Sustainability	22
Air Service Development	12	2019 Milestones.....	26
Airline Partners.....	14	Financial Summary.....	28



MESSAGE FROM THE CEO

For the past several years, it's been no secret that exciting things have been underfoot at the Philadelphia International Airport (PHL) — and 2019 was a year of banner achievements. From the addition of new routes, including to the international destinations of Berlin, Germany; Dubrovnik, Croatia; Edinburgh, Scotland; and Halifax, Nova Scotia, to the completion of new capital development projects, such as the long-awaited completion of a main runway extension and new associated taxiways, it truly was a year to celebrate.

With 139 nonstop domestic and international destinations — including 116 year-round and 23 seasonal — we are offering passengers more choices than ever before. And record-setting passenger volume has kept our hallways and our runways busy. In 2019, PHL set an all-time record high for passenger volume, welcoming 33.02 million passengers — that represents a total traffic increase of 4.2 percent. Our air cargo also grew in volume by 9.4 percent, making 2019 our second-highest cargo year ever.

It truly is an honor to lead the outstanding teams at PHL and PNE that are behind this record-breaking year. It's often said that an organization is only as great as its people. I am confident that the more than 21,000 employees who work in various capacities at PHL, representing partners across airlines, concessions, government, tourism and business, helped to propel us to reach new heights and lay a solid foundation for the future as Philadelphia's global gateway of choice.

As we continue to chart new horizons that will lead us into the next decade at PHL, I am confident that our team will continue to provide the world-class experience and connectivity that our passengers deserve.

Rochelle G. Cameron

Rochelle (Chellie) Cameron
Chief Executive Officer



MESSAGE FROM THE MAYOR

On behalf of the City of Philadelphia, I commend the Philadelphia International Airport (PHL), under the leadership of the City's Division of Aviation and CEO Chellie Cameron, for a banner 2019. Every day in government, we work hard to ensure that Philadelphia is improving. PHL is no exception.

Last year was a year of record-setting growth for Philadelphia's travel and tourism sector. Not only are travelers streaming into our city and generating tax dollars and jobs, but they're also looking outward to explore new horizons throughout the world. With PHL setting passenger records, more airlines are investing in our city, with new flights connecting us more quickly to places all around the world.

In an increasingly global economy, we must travel to faraway places to get people to think about Philadelphia as the place for their next business venture or to open up new markets for our local companies. Thanks to PHL, we are able to increase Philadelphia's global connections in order to elevate our presence around the world while growing our local economy. I see more great things on the horizon for PHL — and our great city — in the year ahead.

Jim Kenney

Mayor Jim Kenney
City of Philadelphia






Chellie Cameron
Chief Executive Officer,
City of Philadelphia
Division of Aviation




Soledad Alfaro
Chief Administrative Officer



Keith Brune
Chief Operating Officer



Tracy Borda
Chief Financial Officer



James Tyrrell
Chief Revenue Officer



Allen Mehta
Deputy Chief
Information Officer

PHL FUNDING DETAILS

Philadelphia International Airport is owned and operated by the City of Philadelphia. The Airport is a self-sustaining entity that operates without the use of local tax dollars. The Airport operates as an enterprise fund of the City of Philadelphia. Enterprise funds are established by governmental units to account for services that are provided to the general public on a user charge basis and are operated in a manner similar to business-type activities. The Aviation Fund is self-supporting, using aircraft landing fees, terminal building rentals, concession revenue and other facility charges to fund annual expenses. The Airport’s capital program is funded by airport revenue bonds issued by the City, federal and state grants, Passenger Facility Charges (PFCs) and operating revenues.

PHL BY THE NUMBERS



FACILITY DRILLDOWN



TOP 5

DOMESTIC DESTINATIONS

- 1 Orlando, Florida (MCO)
- 2 Atlanta, Georgia (ATL)
- 3 Boston, Massachusetts (BOS)
- 4 Los Angeles, California (LAX)
- 5 Fort Lauderdale, Florida (FLL)

INTERNATIONAL DESTINATIONS

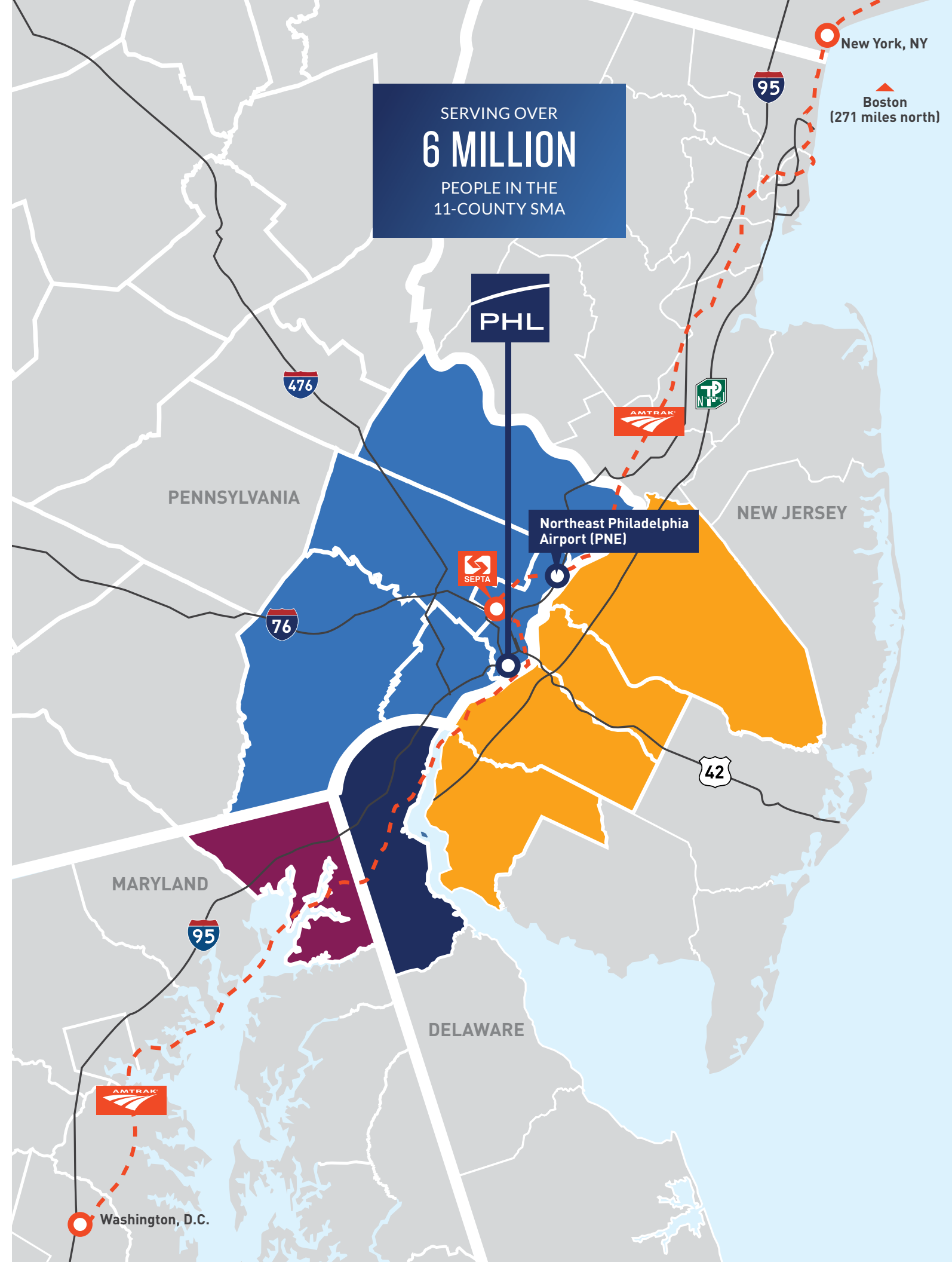
- 1 Cancún, Mexico (CUN)
- 2 London-Heathrow, England (LHR)
- 3 Montego Bay, Jamaica (MBJ)
- 4 Punta Cana, Dominican Republic (PUJ)
- 5 Toronto-Pearson, Canada (YYZ)



Domestic departures: 441
International departures: 45



Domestic destinations: 101
International destinations: 38





GAINING ALTITUDE

Dubrovnik, Croatia

DOMESTIC

CAK	Akron/Canton, OH	DEN	Denver, CO
ALB	Albany, NY	DSM	Des Moines, IA
ABE	Allentown – Lehigh Valley International, PA	DTW	Detroit – Wayne County, MI
✕ AVL	Asheville, NC	✕ XNA	Fayetteville Northwest (Bentonville), AR
ATL	Atlanta, GA	RSW	Fort Myers – Regional, FL
AUS	Austin, TX	FLL	Fort Lauderdale, FL
BWI	Baltimore, MD	FWA	Fort Wayne, IN
BGR	Bangor, ME	IAH	George Bush Intercontinental, TX
BHM	Birmingham, AL	GRR	Grand Rapids, MI
BOS	Boston, MA	GSO	Greensboro/High Point/ Winston-Salem, NC
BUF	Buffalo, NY	GSP	Greenville/Spartanburg, SC
BTV	Burlington, VT	MDT	Harrisburg, PA
CHS	Charleston, SC	BDL	Hartford-Bradley, CT
CRW	Charleston, WV	HOU	Houston – Hobby, TX
CLT	Charlotte, NC	IND	Indianapolis, IN
CHO	Charlottesville, VA	ITH	Ithaca, NY
✕ CHA	Chattanooga, TN	JAX	Jacksonville, FL
MDW	Chicago – Midway, IL	MCI	Kansas City – International, MO
ORD	Chicago – O’Hare, IL	✕ EYW	Key West, FL
CVG	Cincinnati, OH	TYS	Knoxville, OH
CLE	Cleveland, OH	LAS	Las Vegas, NV
CAE	Columbia, SC	LEX	Lexington, KY
CMH	Columbus, OH	ISP	Long Island Macarthur – Islip, NY
DAL	Dallas-Love Field, TX	LAX	Los Angeles, CA
DFW	Dallas/Fort Worth, TX		
DAY	Dayton, OH		

SDF	Louisville, KY
MSN	Madison, WI
MHT	Manchester, NH
✕ MLB	Melbourne, FL
MEM	Memphis, TN
MIA	Miami, FL
MKE	Milwaukee, WI
MSP	Minneapolis/Saint Paul, MN
MYR	Myrtle Beach, SC
BNA	Nashville, TN
HVN	New Haven, CT
MSY	New Orleans, LA
LGA	New York – La Guardia, NY
SWF	New York – Stewart, NY
PHF	Newport News/Williamsburg, VA
ORF	Norfolk/Virginia Beach/ Williamsburg, VA
OKC	Oklahoma City, OK
OMA	Omaha, NE
MCO	Orlando, FL
PNS	Pensacola, FL
PHX	Phoenix, AZ
PIT	Pittsburgh, PA
PWM	Portland, ME
PDX	Portland, OR
PVD	Providence, RI

RDU	Raleigh/Durham, NC
RIC	Richmond/Williamsburg, VA
ROA	Roanoke, VA
ROC	Rochester, NY
STL	Saint Louis, MO
STT	Saint Thomas-Cyril E., Virgin Islands
SBY	Salisbury, MD
SLC	Salt Lake City, UT
SAT	San Antonio, TX
SAN	San Diego, CA
SJU	San Juan, Puerto Rico
SRQ	Sarasota-Bradentown, FL
SAV	Savannah, GA
SEA	Seattle/Tacoma, WA
SCE	State College, PA
SYR	Syracuse, NY
TPA	Tampa/Saint Petersburg, FL
✕ EGE	Vail/Eagle, CO
DCA	Washington, D.C. – National
IAD	Washington, D.C. – Dulles*
ART	Watertown, NY
PBI	West Palm Beach, FL
AVP	Wilkes-Barre/Scranton, PA
IPT	Williamsport, PA
ILM	Wilmington, NC
ORH	Worcester, MA

INTERNATIONAL

EUROPE

AMS	Amsterdam, Netherlands
ATH	Athens, Greece
BCN	Barcelona, Spain
✕ TXL	Berlin, Germany
BUD	Budapest, Hungary
DUB	Dublin, Ireland
✕ DBV	Dubrovnik, Croatia
✕ EDI	Edinburgh, Scotland
FRA	Frankfurt, Germany
LIS	Lisbon, Portugal
LHR	London – Heathrow, England
MAD	Madrid, Spain
MAN	Manchester, England
CDG	Paris – Charles de Gaulle, France
PRG	Prague, Czech Republic
KEF	Reykjavik, Iceland
FCO	Rome – Leonardo da Vinci, Italy
SNN	Shannon, Ireland
VCE	Venice – Treviso, Italy
ZRH	Zürich, Switzerland

CARIBBEAN

AUA	Oranjestad, Aruba
BDA	Hamilton, Bermuda
CUN	Cancún, Mexico
GCM	George Town, Grand Cayman
MBJ	Montego Bay, Jamaica
NAS	Nassau, Bahamas
PLS	Providenciales, Turks & Caicos
PUJ	Punta Cana, Dominican Republic
SDQ	Santo Domingo, Dominican Republic
UVF	Vieux Fort Quarter, Saint Lucia
SXM	St. Maarten (Dutch)

CANADA

✕ YHZ	Halifax, NS
YUL	Montreal – Dorval, QC
YOW	Ottawa, ON
YQB	Québec, QC
YYZ	Toronto – Pearson, ON

MIDDLE EAST

DOH	Doha, Qatar
------------	-------------

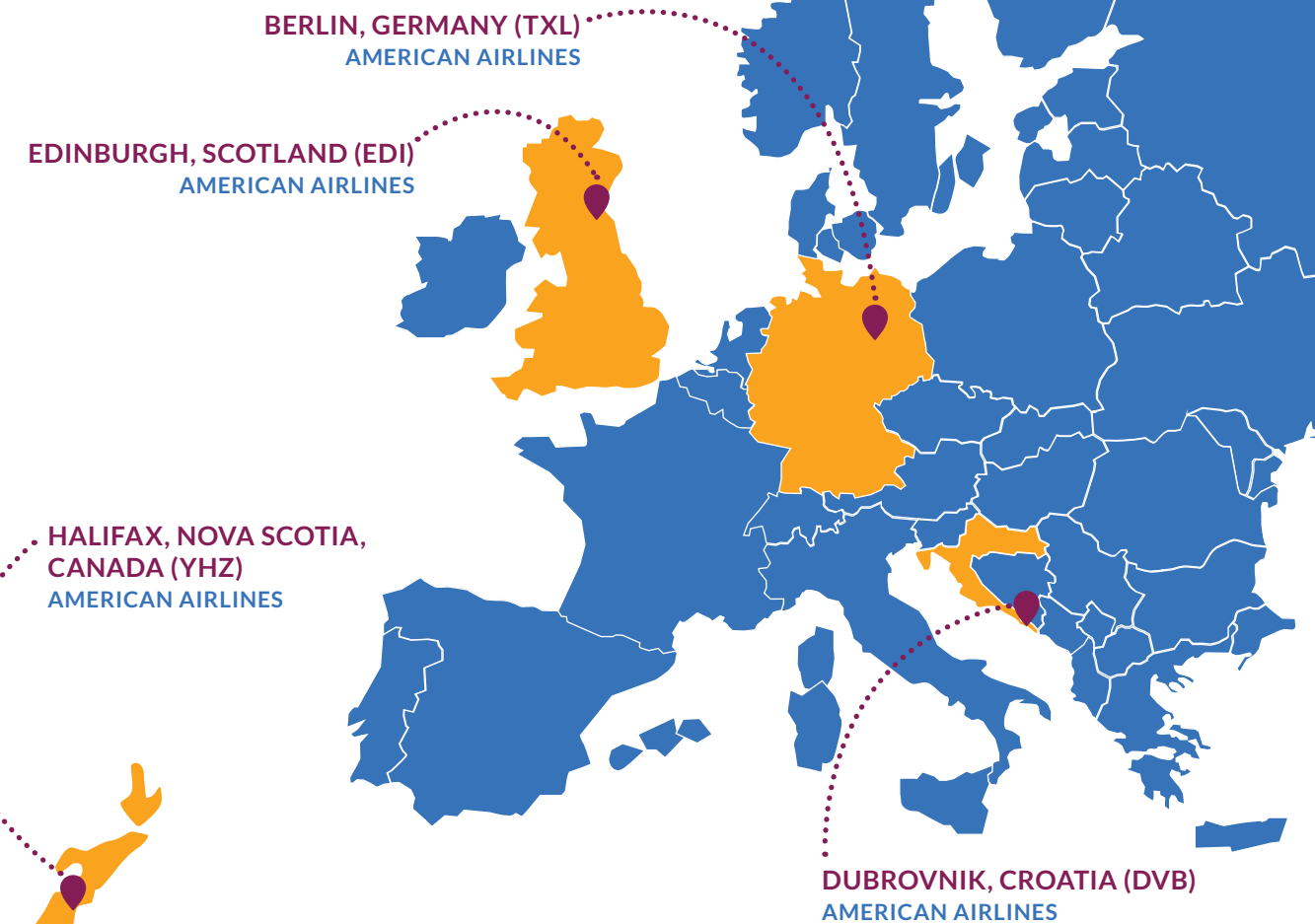
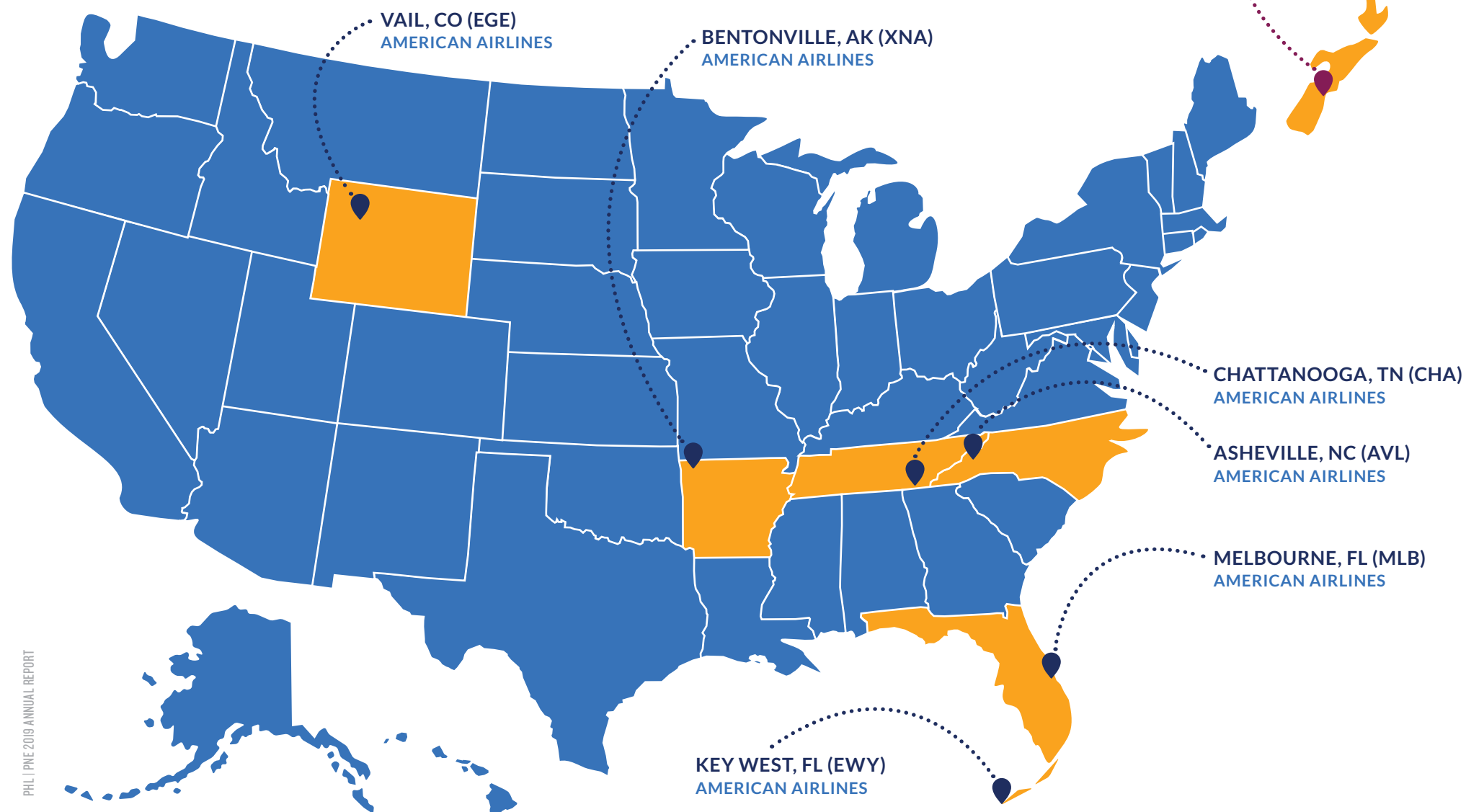
✕ New Destination

* Previously discontinued on January 8, 2019

AIR SERVICE DEVELOPMENT

At PHL, it's our goal to help travelers, both business and leisure, get to where they want to go. That's why our team is continually working to develop and maintain an extensive air service network of destinations and carriers, both domestic and international — important to passengers with a PHL origin or destination, as well as those making connections.

In addition to bringing six new domestic and four international destinations to our schedule, during 2019 PHL welcomed Sun Country Airlines with direct flights to Minneapolis and expanded air service options with existing carriers like American, Frontier and Spirit Airlines.



SERVICE ANNOUNCED IN 2019, STARTING IN 2020

ALASKA AIRLINES

San Francisco (SFO): start May 2020

AMERICAN AIRLINES

Hilton Head, SC (HHH): start March 7, 2020

New York, NY (JFK): start April 2020

Casablanca, Morocco (CMN): start June 4, 2020

Reykjavik, Iceland (KEF): start June 4, 2020
(New carrier on existing destination)

Bozeman, MT (BZN): start June 6, 2020

Martha's Vineyard, MA (MVY): start June 30, 2020

Nantucket, MA (ACK): start June 30, 2020

Traverse City, MI (TVC): start June 30, 2020

SPIRIT AIRLINES

Cancún, Mexico (CUN): start March 1, 2020

UNITED AIRLINES

Washington, D.C. (IAD)*: start May 8, 2020

** Previously discontinued on January 8, 2019*

NEW AIR CARRIERS ON EXISTING DESTINATIONS

AMERICAN AIRLINES

Sarasota-Bradenton, FL (SRQ)

FRONTIER AIRLINES

Atlanta, GA (ATL)

Las Vegas, NV (LAS)

Montego Bay, Jamaica (MBJ)

Myrtle Beach, SC (MYR)

Pensacola, FL (PNS)

Raleigh, NC (RDU)

SPIRIT AIRLINES

New Orleans, LA (MSY)

San Juan, PR (SJU)

SUN COUNTRY AIRLINES

Minneapolis, MN (MSP)

◆ New Domestic Destinations ◆ New International Destinations



MAINLINE AIR CARRIERS



REGIONAL AIR CARRIERS



INTERNATIONAL AIR CARRIERS



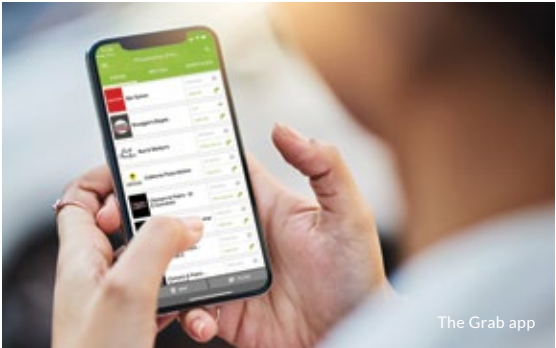
CARGO PARTNERS

As the 19th-busiest cargo movement airport in the United States, PHL continues to plot a course toward becoming a regional air-freight leader. In 2019, the Airport moved an unprecedented 607,500 tons of cargo through its facilities, a 9.4 percent increase over the previous year's total.

Currently, PHL captures just nine percent of the Greater Philadelphia Region's estimated \$50 billion air cargo business. In 2019, PHL received \$1.4 million from the Commonwealth of Pennsylvania's Multimodal Transportation Fund for the Tinicum Island Road Relocation Project, a key piece to the Airport's planned West Cargo Development project. The funding will help PHL's efforts to expand its air cargo operations by moving the one-mile stretch of road that currently bisects Airport property.



MarketPlace: Making the PHL Experience Better for Passengers, Employees and Neighbors



The Grab app

The PHL Food & Shops program had a marquee year in 2019, with many new dining and retail options and initiatives and programs put in place to make PHL a better place to travel to and work.

In September, MarketPlace PHL launched two new food and beverage programs to help passengers and employees get their meals more quickly and affordably. **The Grab App**, which allows customers to fly past the line to pick up their food at more than 20 locations Airport-wide, has quickly amassed almost 3,000 orders and is growing in popularity and awareness. **Employee Meal Deals** have been hugely popular among PHL employees, with more than 18,000 meals sold since the program's inception.

Another key focus was expanding the PHL Food & Shops offerings to include merchants that help enhance the guest experience. Among the many exciting new shops in 2019 was the highly anticipated opening of **Bud & Marilyn's** at the top of Terminal C. Comfort food, hand-crafted cocktails and more are available at this stunning restaurant that helps guests escape from the hustle and bustle of the Airport. Other notable openings included Philadelphia favorites **Jim's South Street Steaks** and **Yards Brew Pub**, along with national brands such as **Coach**, **White House Black Market** and **California Pizza Kitchen**.



MarketPlace PHL and the PHL Food & Shops are committed to making Philadelphia a zero-waste city and partnered with **Philabundance** in March to implement a program that rescues food from PHL Food & Shop merchants for redistribution to various agencies and neighborhoods in the Greater Philadelphia region. MarketPlace and Philabundance have since rescued over 25,000 pounds of food, helping to bring over 21,400 meals to neighbors who experience food insecurity. MarketPlace is working to expand this program by adding food drop-off depots within each terminal to aid merchants in being a part of this exciting sustainability initiative.

AIRPORT EXPERIENCE
conference
A DIVISION OF CLARION EVENTS

2020
AWARDS

Congratulations to PHL and Bud & Marilyn's, winners of three 2019 Airport Experience News Awards!

- PHL was named **"Airport with the Best Overall Program (Large Airport Division)."**
- Bud & Marilyn's, part of PHL Food & Shops, was honored as **"Best Local-Inspired Restaurant"** and **"Best New Restaurant."**



OPENINGS

- 5th & Sunset**
D/E Connector
- Be Relax**
Terminal C
- Bud & Marilyn's**
Terminal C
- California Pizza Kitchen**
Terminal E
- Chico's**
B/C Connector
- Coach**
B/C Connector
- Cucinova**
A-West Terminal
- Hudson**
D, D/E, E and F Terminals
- Illy Caff **
A-West Terminal
- InMotion Entertainment**
A-East Terminal
- Jim's South Street**
Terminal C
- Marika**
D/E Connector
- PHL MarketPlace**
B/C Connector
- PHL Sports**
B/C Connector
- Soma**
B/C Connector
- Stellar Books**
D/E Connector
- Vera Bradley**
D/E Connector
- White House Black Market**
B/C Connector
- Yards Brew Pub**
Terminal A-East

ENHANCING THE GUEST EXPERIENCE

PHL’s newly launched Guest Experience initiative will transform the passenger experience airport-wide. The Division of Aviation, its stakeholders and Airport-related businesses will work in collaboration to make PHL an “airport of choice.”

The goal of this initiative is to improve PHL’s Airport Service Quality (ASQ) scores for overall satisfaction and will be achieved by creating and sustaining an efficient, seamless and welcoming experience so passengers feel more at ease and enjoy their time while at PHL.

Guest Experience Partnerships



Singer Suzann Christine performs at PHL.



The One Man Sideshow at the B/C stage

PHL PRESENTS

In 2019, the Airport’s Entertainment Program was rebranded “PHL Presents.” The year-round programming includes musical performances and artist demonstrations, along with regularly scheduled visits by the Philadelphia Zoo and other interactive opportunities for passengers, such as giveaways on Valentine’s Day, Flag Day and July 4th.



WAGGING TAILS BRIGADE

Working with the Alliance of Therapy Dogs, Guest Experience piloted the well-received Wagging Tails Brigade in 2019. Eight teams volunteer for a two-hour period for a minimum of two visits each month, walking the terminals to engage with passengers (and employees) so that their time at PHL is stress-free, relaxing and memorable. Look for new team members in 2020.

EXHIBITIONS PROGRAM

Since 1998, the Exhibitions Program has featured artwork by local artists to create compelling visual experiences that highlight the vibrant historical, cultural and artistic life of the Greater Philadelphia region. In 2019, the program presented more than 40 exhibits featuring regional artists, arts institutions and themes specific to Philadelphia, including an eclectic installation by Isaiah Zagar and Philadelphia Magic Gardens;

a selection of brightly painted sketchbooks by illustrator Molly Egan; “Jawn 2,” a series of site-specific paintings that feature authentic Philly-centric imagery and phrases; the first-ever live painting by artist Kyle Confehr, who painted on-site to passengers’ delight; an array of handmade hats by local milliner American Hats; and an installation by artist King Saladeen, whose work is based on his life’s motto: Create, Motivate, Inspire.




Local milliner American Hats



Installation by artist King Saladeen

The program also presented artist demonstrations made from ceramics, fibers and found objects and participatory activations that enabled passengers to weave, paint on plastic bottle caps and make their own wearable pin-back buttons.



ARTPortLounge with artwork by Martha Rich, Alloyius McIlwaine and Lauren Cat West



PHILADELPHIA ZOO

PHL partnered with the Philadelphia Zoo on Wheels program to bring live animal presentations to the Airport each month. The Zoo draws from its group of seasoned animal ambassadors, all pros at being in the same space with curious people. The animals include Camilla, a three-banded armadillo whose favorite snack is mealworms; Shenandoah, a red-tailed hawk; Machu and Picchu, brother and sister blue and gold macaws who love to snack on sunflower seeds; and Meg and Tom, red-footed tortoises whose conservation status is vulnerable. The animals are accompanied by experienced presenters who talk about each animal — what they eat, whether they migrate, conservation status and their natural habitat.

Over the last three years, PHL has been working on projects that are part of a larger commitment with American Airlines to continue critical improvements and develop new infrastructure at PHL and PNE. Of \$2.403 billion in funding approved by the signatory airlines, PHL completed or substantially completed approximately \$963.2 million in projects by December 2019.

PROJECTS COMPLETED IN 2019



STAGE 1 AIRFIELD IMPROVEMENTS

PHL completed the final phase of a multi-phase project to construct an extension of Runway 27L and to reconfigure the associated taxiways. PHL and its airline partners will benefit from the additional length provided by the 1500-ft. runway extension, which gives planes adequate length to make longer, more distant routes possible.



ENSURING PEDESTRIAN SAFETY

To enhance the safety needs of guests walking along Arrivals and North Commercial Roads, PHL installed In-Roadway Warning Lights along crosswalks, improved pedestrian curb ramps to meet current PennDOT and Americans with Disabilities Act (ADA) requirements and repainted pavement markings. Improvements were also made along South Commercial Road, including Rectangular Rapid-Flashing Beacons at the ends of each crosswalk and new bus shelters and signage.



PNE RUNWAY 6-24 STRENGTHENING

This project included Runway 6-24 pavement improvements and re-configuring the geometry of Taxiway L and how it connects to the runway. The completed work conforms to current FAA criteria, including depth pavement reconstruction, airfield lighting relocation and its associated electrical work and pavement markings. Package 2 includes further rehabilitation for Runway 6-24 and will extend through the end of 2020.

DEPARTURES ROAD TRENCH DRAIN REPAIR

This project improved the drainage structure along Departures Road, one of the main roads utilized by travelers. It also improved the aesthetic and structural integrity of the barrier wall that runs along the road's entire length. At the end of the project, the integrity of the barrier wall was restored, and the trench drain was improved to extend its lifespan.

LOOKING FORWARD IN 2020

Planning and design are currently underway for all 2020 projects. Several of these include the continuation of the Restroom Renovation Program, SEPTA platform improvements and the Taxiway K Rehabilitation project.



PHL RESTROOM RENOVATIONS

As part of PHL's commitment to improving the passenger experience, the 7-phase Restroom Renovation Program focuses on upgrading existing restrooms to modern standards, improving quality and comfort, accommodating more passengers, and increasing energy and water efficiency.



SEPTA PLATFORM IMPROVEMENTS

In 2019, PHL received almost \$1M in grants for a platform improvements project at SEPTA's Airport Regional Rail Line stops. The project is in the design phase and will include rehabilitating platforms and canopies at PHL's four stops. Work is anticipated to begin in May 2020.



PHL REHABILITATION OF TAXIWAY K

Taxiway K is a critical component of the infrastructure of PHL due to its location between the terminals and the parallel runways. The purpose of this project is to close Taxiway K in phases and rehabilitate the pavement in order to improve the serviceability of it and to eliminate any structural deficiencies. This project has been separated into two packages with 12 total phases that will take place over four construction seasons.

The Capital Development Program is constantly in the process of modernizing the airport complex, meeting the evolving needs of travelers and ensuring that PHL remains a world-class facility.

“The completion of Runway 27L represents not only the extension of a runway and an expansion of taxiways. This project is about something bigger, which is **connecting Philadelphia to the world.**”

- JIM KENNEY
Mayor of Philadelphia



2019 was a busy year for our Sustainability Program. We focused on the areas of Recycling, Energy, Noise, Emissions, and Water (RENEW); consulted our cross-disciplinary Sustainability Committee; and frequently engaged with stakeholders.



RECYCLING

PHL's recycling program celebrated 20 years of progress — though the last two years brought new challenges. Shifts in the level of contamination accepted caused diversion rates to fall, but we are working hard to address these hurdles with an emphasis on waste reduction.

HIGHLIGHTS

Dump Your Drink, Save the Bottle

The new liquid collection units at the Terminal D/E security checkpoints allow passengers to empty their bottles before entering security and refill afterwards at over 25 water bottle-filling units.



3.0%

decrease in total waste generation

11.4%

decrease in waste per passenger over 2016



Collaborative Solutions

DOA cannot work in a vacuum. We engaged our internal stakeholders to tackle the recent recycling changes with our first-ever Recycling Round Table. The event helped us better understand constraints and opportunities across the Airport campus.



ENERGY & EMISSIONS

The DOA's 2018 Strategic Energy & Emissions Reduction Plan was put into action in 2019, with major strides in energy efficiency improvements and progress toward on-site renewable energy.

HIGHLIGHTS

PNE = Integral Part of Our Strategy

PNE is an asset for many reasons — including its contributions to our renewable energy strategy. The PNE administration building design is incorporating geothermal energy, and we issued a Request for Information (RFI) for a potential solar array. These initiatives will serve as a model for other airport projects.



Doing More to Use Less


In 2019, we continued lighting and HVAC systems upgrades and fully transitioned our shuttle fleet to Compressed Natural Gas (CNG). This shift to alternative fuel reduces emissions and operational costs.

64.0%

reduction in petroleum-based fuel use since 2016

30.0%

reduction goal by 2030



NOISE

We value our community and have dedicated noise staff to assist residents with noise-related concerns. We began tracking our response times and identified improvements to better monitor and address noise complaints; these improvements will be implemented in 2020.





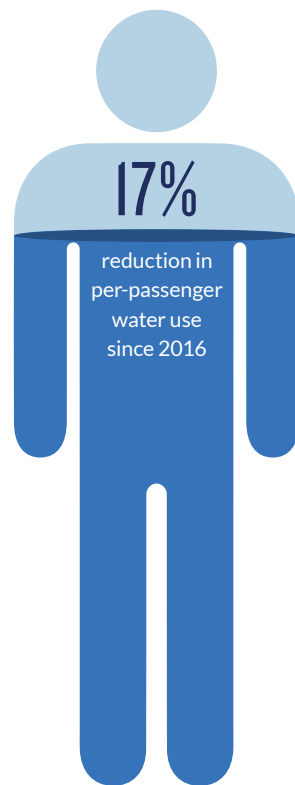
WATER AND NATURAL RESOURCES

PHL is continuously working to conserve potable water by lowering our use through our Restroom Renovation Program and using innovative partnerships to protect water quality and maintain regional sources. Further, PHL is surrounded by water resources, and we understand and are actively planning for the risks associated with climate change.

HIGHLIGHTS

Working with Our Neighbors

We are working with the Philadelphia Water Department to dispose of the de-icing fluid used for safe airplane operations in a beneficial manner. The collected liquid contributes to renewable energy production at the Southwest Water Pollution Control Plant.



Preparing for Change

We conducted a Climate Vulnerability Assessment, which consisted of investigating climate trends and projections for Philadelphia, identifying and assessing key vulnerabilities at PHL and identifying priority action areas to address these vulnerabilities.

FUTURE LOOK

2020 is off to a great start as we move into the implementation stages of several exciting initiatives. Despite progress, PHL continues to face many challenges on a day-to-day basis that will require greater collaboration moving forward. The recycling market has drastically changed and we – like many airports – are working hard to limit waste going to landfills. PHL is also susceptible to rising sea levels and must prepare for new conditions while minimizing our contribution to climate change. With these challenges in mind, it is increasingly important that we innovate together toward a sustainable, resilient future.



Rittenhouse Square, Philadelphia

YEAR-ROUND

New Routes

American, Frontier, Spirit and United added a total of 14 new routes from PHL in 2019, four of which are international destinations. American Airlines also announced its first flight to Africa to launch in 2020.



Marrakech, Morocco

JANUARY 22

Government Shutdown

In response to the partial federal government shutdown in January, PHL employees and the Philadelphia community came together to open a food pantry, which served more than 1,000 federal workers with food, personal care products, toiletries, gift cards and more.



APRIL 18

New Airline

Welcome to PHL! The low-fare carrier Sun Country Airlines began daily nonstop flights between PHL and Minneapolis-St. Paul International Airport.



APRIL 30

Therapy Animals

Say hello to our furry friends! The PHL Wagging Tails Brigade, in partnership with the Alliance of Therapy Dogs, began visiting the terminals for two hours each week, sharing tricks and snuggles for stressed-out travelers.



JUNE 21

Wayfinding Services

Passengers traveling through PHL who are blind or have low vision can now connect with professional agents who act as visual interpreters by using the Aira app.

AUGUST 19

Aid for Friends

Paying it forward! As part of National Aviation Day, DOA employees and interns packed over 250 lunches for Philly Restart and donated over 840 pairs of socks to the Hub of Hope.



SEPTEMBER 7

5K on the Runway

A record 417 participants took part in the fourth annual 5K on the Runway at PHL. All proceeds, which totaled \$41,000, supported the Eastwick Friends and Neighbors Coalition and Habitat for Humanity Philadelphia.

SEPTEMBER 10

TransWork Fair

In partnership with TransWork, PHL hosted its first job fair focused on helping transgender, nonbinary and gender-variant individuals find employment at the airport.



SEPTEMBER 15

Burger Brawl

Six restaurants at PHL battled it out to represent the airport in the citywide Burger Brawl, which benefits the School District of Philadelphia.

OCTOBER

PNE Runway Project

The first stage of construction to Runway 6-24, which handles about 60 percent of the airport's traffic at PNE, was completed. The pavement required strengthening to serve aircraft such as the B737 and A319.

OCTOBER 4

Business Opportunity Forum

In October, PHL welcomed more than 500 representatives from large firms, small businesses, and minority-owned and disadvantaged business enterprises and organizations to our annual Business Opportunity Forum.



OCTOBER 28 & 30

1st PHL Day

Cheers to a successful first edition of PHL Day! As part of the employee engagement event, there were team-building exercises, music, games, empowerment seminars, lunch and prizes.



OCTOBER 29

From the Zoo to the Airport

PHL partnered with the Philadelphia Zoo to bring some of their amazing creatures to PHL each month to interact with travelers and employees.



NOVEMBER 8

Veterans Day

PHL honored PHL/PNE employees who have served in the military. Recently retired veteran Jonathan White received special honors after serving 20 years.



NOVEMBER 14

Runway 27L Completed

The extension of Runway 27L makes it possible to accommodate the fleet of large aircraft that are popular on many long-haul international routes. The five-year and \$200 million project also included the construction of several new taxiways.



DECEMBER 12

Release the Snow Storm

PHL released the "Snow Jawn" and an army of plows, jet brooms and chem trucks to battle the snow, sleet, slush and ice.

CITY OF PHILADELPHIA AVIATION FUND

STATEMENTS OF NET POSITION

(Amounts expressed in millions)

	Fiscal Year 2019	Fiscal Year 2018	Dollar Increase (Decrease)	Percentage Increase (Decrease)
Current assets	\$ 268,815	\$ 230,043	\$ 38,772	16.9%
Non-current assets	777,697	789,504	(11,807)	(1.5)%
Capital assets, net	2,132,537	2,110,956	21,581	1.0%
Total assets	3,179,049	3,130,504	48,545	1.6%
Deferred outflows	21,193	23,597	(2,405)	(10.2)%
Current liabilities	320,263	303,693	16,571	5.5%
Non-current liabilities	1,878,857	1,958,147	(79,291)	(4.0)%
Total liabilities	2,199,120	2,261,840	(62,720)	(2.8)%
Deferred inflows	7,579	3,984	3,596	(90.3)%
Net position:				
Net investment in capital assets	788,050	714,478	73,572	10.3%
Restricted for capital projects	89,273	68,948	20,325	29.5%
Restricted for debt service	200,728	214,751	(14,023)	(6.5)%
Unrestricted	(84,509)	(109,900)	25,391	23.1%
Total net position	\$ 993,543	\$ 888,277	\$ 105,266	11.9%

CITY OF PHILADELPHIA – AVIATION FUND

STATEMENTS OF REVENUES, EXPENSES AND CHANGES IN FUND NET POSITION

(Amounts expressed in millions)

	Fiscal Year 2019	Fiscal Year 2018	Dollar Increase (Decrease)	Percentage Increase (Decrease)
Operating revenues	\$ 391,072	\$ 379,570	\$ 11,501	3.0%
Less: Operating expenses	(373,698)	(374,732)	1,034	0.3%
Operating gain (loss)	17,374	4,839	12,535	(259.1)%
Non-operating revenue, net	65,653	37,762	27,891	73.9%
Income before capital contributions	83,027	42,600	40,426	94.9%
Capital contributions	22,239	19,583	2,655	13.6%
Changes in net position	105,266	62,183	43,082	69.3%
Net position beginning of year	888,277	894,084	(5,807)	(0.6)%
Prior period adjustments	–	(67,990)	67,990	–
Net position end of year	\$ 993,543	\$ 888,277	\$ 105,266	11.9%

REVENUES

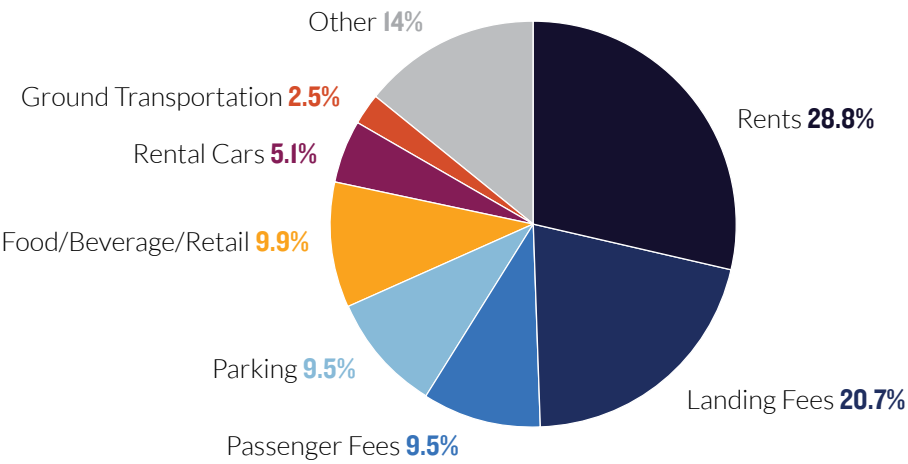
BY SOURCE

(Amounts expressed in millions)

	Fiscal Year 2019	Fiscal Year 2018	Dollar Increase (Decrease)	Percentage Increase (Decrease)
Operating revenues				
Rents	\$ 112,438	\$ 122,196	\$ (9,758)	(8.0)%
Landing fees	81,041	88,770	(7,729)	(8.7)%
Passenger fees	37,249	36,229	1,020	2.8%
Total airline revenues	230,727	247,194	(16,467)	(6.7)%
Parking	37,152	33,624	3,528	10.5%
Food/beverage/retail	38,726	33,082	5,643	17.1%
Rental cars	19,822	19,088	734	3.8%
Ground transportation	9,906	7,760	2,146	27.7%
Other operating	54,739	38,822	15,917	41.0%
Total non-airline revenue	160,344	132,376	27,968	21.1%
Total operating revenue	391,072	379,570	11,501	3.0%
Non-operating revenue				
Passenger facility charges	64,032	61,068	2,965	4.9%
Customer facility charges	31,080	30,440	639	2.1%
Interest income	23,582	9,836	13,746	139.7%
Operating grants	1,463	1,672	(209)	(12.5)%
Other non-operating	2,529	4,412	(471)	(15.7)%
Total non-operating revenue	122,686	107,428	16,671	15.7%
Total revenue	\$ 513,758	\$ 486,998	\$ 28,172	5.8%

OPERATING REVENUE

FY 2019 - \$391.1M



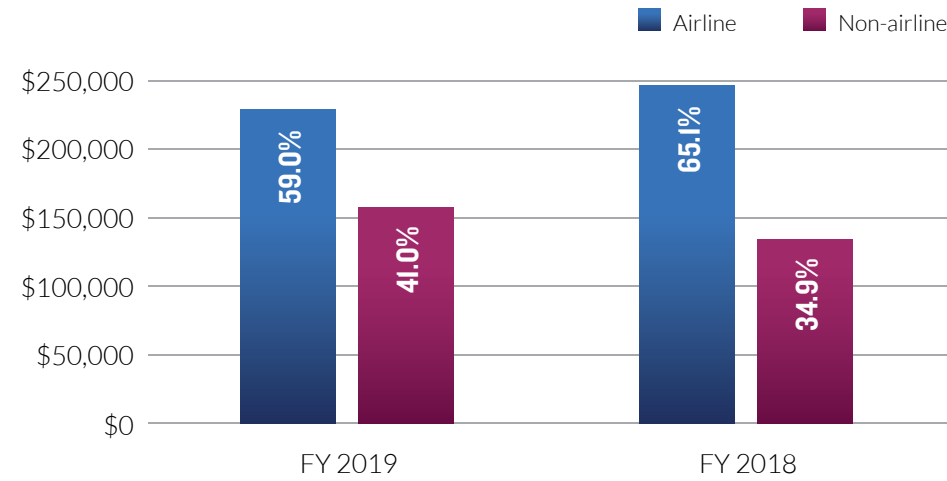
EXPENSES BY SOURCE

(Amounts expressed in millions)

	Fiscal Year 2019	Fiscal Year 2018	Dollar Increase (Decrease)	Percentage Increase (Decrease)
Operating expenses				
Personnel services	\$ 81,053	\$ 79,223	\$ 1,829	2.3%
Employee benefits	64,804	60,603	4,201	6.9%
Purchase of services	113,187	111,100	2,086	1.9%
Materials & supplies/equipment	8,202	9,805	(1,604)	(16.4)%
Other operating	5,773	1,967	3,806	193.5%
Depreciation	100,679	112,034	(11,355)	(10.1)%
Total operating revenue	373,698	374,732	(1,035)	(0.3)%
Non-operating expenses				
Debt service interest	57,033	68,196	(11,163)	(16.4)%
Other non-operating	-	59	(58)	(98.2)%
Total non-operating expenses	57,033	68,255	(11,221)	(16.4)%
Total expenses	\$ 430,731	\$ 442,987	\$ (12,256)	(2.8)%

OPERATING REVENUE

(Amounts expressed in millions)



“PHL connects 95% of the United States to Philadelphia.

None of our competitors’ operations in New York or even the Greater Northeast can do anything remotely close to that.”

- VASU RAJA
Vice President of Network and Schedule Planning, American Airlines



PHL PNE

PHILADELPHIA INTERNATIONAL AIRPORT
NORTHEAST PHILADELPHIA AIRPORT



PHL.ORG

